

Electromagnetic Locks

8310-IQ 

8 Series IntelliMag®

8320-IQ 

RCI
RUTHERFORD CONTROLS

In or Out...we make it Easy!®



8310-IQ

Single outswinging
interior or perimeter doors
1-5/8"D x 2-7/8"W x 10-1/2"L
(41.3mm x 73.0mm x 266.7mm)
Including 1/4" (6mm) Mounting Bracket



8320-IQ

Double outswinging interior or
perimeter doors without mullion
1-5/8"D x 2-7/8"W x 21"L
(41.3mm x 73.0mm x 533.4mm)
Including 1/4" (6mm) Mounting Bracket

Features & Benefits

- Illegal armature plate alarm
- Alarm time setting
- LSS - Lock Status Sensor (includes LED)
- Field-selectable voltage – 12/24VDC
- Adjustable keyhole mounting bracket
- MOV surge protection
- No residual magnetism
- Self-drilling tek™ fasteners
- Easy-access wiring cavity
- Stabilizing 4 - bolt "Drop Stop" mounting (8-bolt for 8320-IQ)
- Adjustable relock time delay
- Brushed Anodized Aluminum or Brushed Dark Bronze finish

Optional Mounting Accessories

- Angle Brackets
- Armature Plate Holders
- Filler Bars
- Glass Door Brackets
- Spacers
- Top Jamb "Z" Brackets
- "L" Brackets
- Armature Bolts

IntelliMag®

This intelligent magnet recognizes its own armature plate, preventing anyone from "tricking" the magnet with a separate plate! Each individually encoded armature plate is registered to match its own electromagnetic lock. Two independent relay outputs allow for lock status and alarm status for local and/or remote indication.

The IQ series features a built-in time delay for instant release with adjustable relock.

The IntelliMag® is the ideal solution for loss prevention from inside sources.

Highlights

- Individually encoded armature
- Up to 1500 lbs. holding force
- Lifetime Warranty

Applications



INTERIOR OR PERIMETER

- Single outswinging doors
- Single inswinging doors (use with Z bracket)
- Pairs of outswinging doors without mullion
- Pairs of inswinging doors without mullion (use with Z brackets)

Options

Architectural HousingOrder 8330-IQ x 34.5" or 8340-IQ x 46.5" (specify left or right hand)
MCW8310 or MCW8320Magnet Cover Wraps
Special FinishesAvailable only on Magnet Cover Wraps

Specifications

8310-IQ 
 8320-IQ 



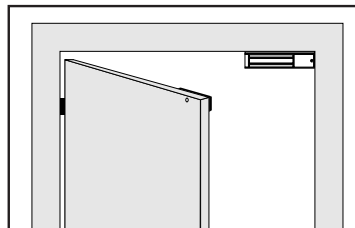
In or Out...we make it Easy!®

NOTE: Specifications are subject to change without notice.

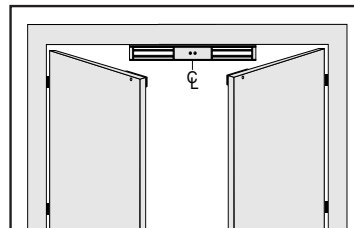
Specifications	8310-IQ	8320-IQ
Housing Dimensions	1-5/8" D x 2-7/8" W x 10-1/2" L (41.3mm x 73.0mm x 266.7mm) Including 1/4" (6mm) mounting bracket	1-5/8" D x 2-7/8" W x 21" L (41.3mm x 73.0mm x 533.4mm) Including 1/4" (6mm) mounting bracket
Armature Plate Dimensions	Standard 5/8" D x 2-3/8" W x 7-7/16" L (15.9mm x 60.3mm x 188.9mm)	Standard 5/8" D x 2-3/8" W x 7-7/16" L (15.9mm x 60.3mm x 188.9mm)
Voltage	Field selectable 12/24 VDC Tolerance ±10%	Field selectable 12/24 VDC Tolerance ±10%
Power/Current Requirements	Max 0.59A at 12 VDC Max 0.29A at 24 VDC	Max 0.59A at 12 VDC (each lock) Max 0.29A at 24 VDC (each lock)
Holding Force	One-point locking (up to 1500 pounds)	Two-point locking (up to 1500 pounds each point)
Output Relays	Lock Status Output (LSS), SPDT 2A @ 30 VDC Alarm Status Output, SPDT 2A @ 30 VDC	Lock Status Output (LSS), SPDT 2A @ 30 VDC Alarm Status Output, SPDT 2A @ 30 VDC
Wiring Requirements	2 wires – power input 4 wires – relays output	2 to 4 wires – power input 4 to 8 wires – relay output
Operating Temperature	-14 to 140° F (-10 to 60° C)	-14 to 140° F (-10 to 60° C)

NOTE: RCI recommends frame reinforcement and our filtered, regulated DC voltage 10 Series power supplies.

Function Descriptions	
Lock Status Sensor Output (LSS)	A SPDT relay offers lock status remote indication capability.
LED Indicator	The LED gives a local indication of lock status: red – unsecured; green – secured.
Illegal Armature Plate Alarm	A SPDT relay output offers local LED or remote indication capability of illegal armature alarm.
Alarm Time	Can be set to 15, 30, 60 seconds or manual reset.
Relock Time Delay	Field adjustable relock time delay, 0–90 seconds. Instant release with adjustable relock time. Timer starts when power is applied.
Non-volatile EEPROM	Will save the armature plate ID, even when power has been removed.



8310-IQ Typical Installation



8320-IQ Typical Installation

RCI also offers a complete line of Electromagnetic Locks, Electric Strikes, Electric Locks Power Supplies, Switches, Keypads & Readers, Exit Devices, Systems & Door Hardware.